

INDORE MUNICIPAL CORPORATION

BALANCE SHEET

(AS AT 31 MARCH 2016)



(Amount in Rupees)

	Particulars	Schedule No.		Current Year	Previous Year
A	SOURCES OF FUNDS				
A1	Reserves and Surplus				
	Municipal (General) Fund	B-1	11,147,212,453.72		8,782,884,736.22
	Earmarked Funds	B-2	342,115,039.00		326,138,018.00
	Reserves	B-3	12,861,547,710.43		11,365,662,282.18
	Total Reserves and Surplus			24,350,875,203.15	20,474,685,036.41
A2	Grants, Contributions for Specific Purpose	B-4		3,735,321,906.54	2,539,090,216.44
A3	Loans				
	Secured Loan	B-5	126,242,618.30		89,009,057.68
	Unsecured Loans	B-6	3,396,275,999.00		3,610,856,892.00
	Total Loans			3,522,518,617.30	3,699,865,949.68
	TOTAL OF SOURCES OF FUNDS [A1-A3]			31,608,715,726.99	26,713,641,202.53
B	APPLICATION OF FUNDS				
B1	Fixed Assets				
	(including Statues and Heritage Assets)				
	Gross Block	B-11	26,108,203,588.00		24,117,237,910.00
	Less: Accumulated Depreciation		11,755,952,134.71		10,187,031,607.07
	Net Block			14,352,251,453.29	13,930,206,302.93
	Capital Work-in-Progress			8,433,132,557.90	8,029,105,952.00
				22,785,384,011.19	21,959,312,254.93
B2	Investments				
	Investment - General Fund	B-12		711,303,887.00	127,262,436.00
	Investment - Other Fund	B-13		222,277,579.00	222,272,995.00
	Total Investments			933,581,466.00	349,535,431.00
B3	Current Assets, Loans & Advances :				
	Stock in Hand (Inventories)	B-14		77,204,998.09	50,704,499.57
	Sundry Debtors (Receivables) :	B-15			
	Gross Amount Outstanding		11,298,600,419.40		10,026,598,412.08
	Less: Accumulated Provision against bad and doubtful receivables		6,860,212,132.85	4,438,388,286.55	6,205,118,074.46
	Prepaid Expenses	B-16		5,906,726.76	2,922,729.79
	Cash and Bank Balances	B-17		2,258,868,923.12	1,566,300,724.42
	Loans, Advances and Deposits	B-18		3,760,641,744.17	2,863,426,628.00
	Total Current Assets			10,541,010,678.69	8,304,834,919.40
B4	Current Liabilities and Provisions				
	Deposits Received	B-7		764,552,656.00	705,218,225.00
	Deposit Works	B-8		236,746,019.00	212,445,836.00
	Other Liabilities (Sundry Creditors)	B-9		1,618,151,413.77	2,957,737,752.87
	Provisions	B-10		45,794,381.13	36,358,394.94
B5	Total Current Liabilities			2,665,244,469.90	3,911,760,208.81
	Net Current Assets (B3-B4)			7,875,766,208.79	4,393,074,710.59
C	Other Assets	B-19		13,984,041.00	11,718,806.00
D	Miscellaneous Expenditure (to the extent not written off)	B-20		0.00	0.00
	TOTAL OF APPLICATION OF FUNDS [B1+B2+B5+C+D]			31,608,715,726.99	26,713,641,202.53

Notes to the Balance Sheet and Significant Accounting Policies

B-21

Note: The Schedules referred to above are an integral part of the Balance Sheet.


Commissioner

Indore Municipal Corporation

Place: Indore

Additional Commissioner (Finance)

Indore Municipal Corporation



For A.K. Surana & Associates

Handholding Consultants

INDORE MUNICIPAL CORPORATION

INCOME AND EXPENDITURE STATEMENT


(FOR THE PERIOD FROM 1 APRIL, 2015 TO 31ST MARCH, 2016)




(Amount in Rs.)

	Item / Head of Account	Schedule No	Amount For the year 2015-16 (Rs.)	Amount For the year 2014-15 (Rs.)
A	INCOME			
	Tax Revenue	IE-1	3,36,94,58,580.13	2,68,57,47,090.74
	Assigned Revenues & Compensation	IE-2	5,34,48,29,517.00	4,34,19,68,996.00
	Rental Income from Municipal Properties	IE-3	8,42,69,302.00	5,92,64,411.48
	Fees & User Charges	IE-4	61,62,68,988.64	58,34,36,311.99
	Sales & Hire Charges	IE-5	2,02,55,719.00	3,46,40,437.00
	Revenue Grants, Contributions & Subsidies	IE-6	85,16,19,850.00	55,22,92,319.52
	Income from Investments	IE-7	2,83,71,624.00	6,76,33,051.00
	Interest Earned	IE-8	3,57,00,028.32	1,57,70,931.00
	Other Income	IE-9	53,36,59,576.50	48,16,96,785.58
	Total - INCOME		10,88,44,33,185.59	8,82,24,50,334.31
B	EXPENDITURE			
	Establishment Expenses	IE-10	2,32,07,47,070.34	2,31,53,80,797.00
	Administrative Expenses	IE-11	26,53,62,459.05	22,21,58,242.62
	Operations & Maintenance	IE-12	2,16,95,78,945.60	2,58,31,91,616.15
	Interest & Finance Expenses	IE-13	31,04,64,576.79	30,54,37,001.88
	Programme Expenses	IE-14	1,59,28,667.00	2,68,67,776.00
	Revenue Grants, Contributions & Subsidies	IE-15	3,28,41,050.00	1,94,29,473.52
	Provisions & Write off	IE-16	90,01,32,546.44	68,33,89,647.95
	Miscellaneous Expenses	IE-17	17,27,82,317.40	1,83,53,889.00
	Depreciation		1,56,89,20,527.64	1,50,71,95,866.93
	Total - EXPENDITURE		7,75,67,58,160.25	7,68,14,04,311.04
C	Gross Surplus / (Deficit) of Income over Expenditure before Prior Period Items (A-B)		3,12,76,75,025.33	1,14,10,46,023.27
D	Add/Less: Prior Period Items (Net)	IE-18	-	-
E	Gross Surplus / (Deficit) of Income over Expenditure after Prior Period Items (C-D)		3,12,76,75,025.33	1,14,10,46,023.27
F	Less: Transfer to Reserve Funds		51,43,35,097.84	66,59,07,000.00
H	Net Balance being Surplus / (deficit) carried over to Municipal Fund (E-F-G)		2,61,33,39,927.49	47,51,39,023.27


Commissioner
Indore Municipal Corporation


Additional Commissioner (Finance)
Indore Municipal Corporation

Place Indore
Date


For A.K. Surana & Associates
Handholding Consultants
INDORE (M.P.)